

# Prohlášení o vlastnostech

Verze: B

## 1. Jedinečný identifikační kód výrobku

F-B90

## 2. Typ

Požární klapka Systemair F-B90

## 3. Účel použití stavebního výrobku

Uzávěr potrubí větracího systému

## 4. Jméno, registrované obchodní jméno a kontaktní adresa výrobce

Systemair Production a.s.

Hlavná 371,

90043 Kalinkovo, Slovenská republika

## 5. Případné jméno a kontaktní adresa zplnomocněného zástupce

---

## 6. Systém posuzování a ověřování stálosti parametrů stavebního výrobku

Systém 1

## 7. Harmonizovaná výrobková norma, zkušební norma, klasifikační norma

EN 15 650: 2010

## 8. Identifikační číslo notifikovaného orgánu

1396

Jméno a adresa notifikované osoby:

FIRES s.r.o. ,

Osloboditeľov 282,

059 35 Batizovce, Slovenská republika


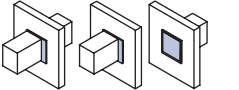
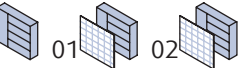
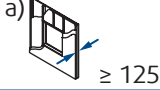
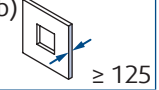
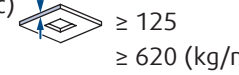
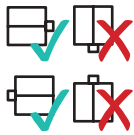

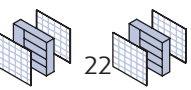

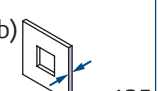
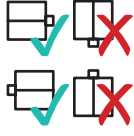

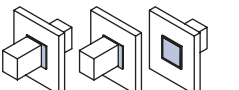
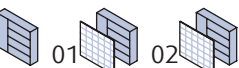
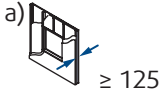
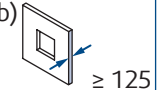
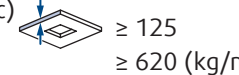
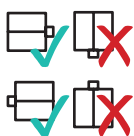

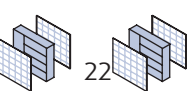


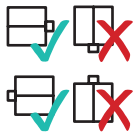

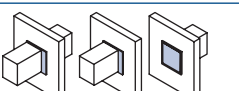

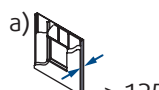
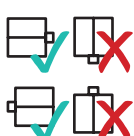

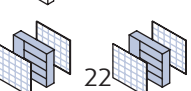
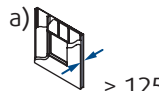
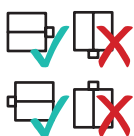
Notifikovaná osoba provedla v systému 1 určení typu výrobku na základě zkoušky typu (včetně odběru vzorků) a popisné dokumentace výrobku, počáteční inspekci výrobního závodu a systému řízení výroby a průběžný dohled nad systémem řízení výroby a posuzování a hodnocení systému řízení výroby:



1396 - CPR - 0177

## 9. Deklarované parametry:

Instalace:

 <b>1 Wet</b>	F-B90  ...00 01 02 	EI 60 ( $v_e h_o i \leftrightarrow o$ ) S EI 90 ( $v_e h_o i \leftrightarrow o$ ) S	a)  $\geq 125$ b)  $\geq 125$ c)  $\geq 125$ $\geq 620 \text{ (kg/m}^3\text{)}$	
	F-B90  ...11 22 	EI 60 ( $v_e i \leftrightarrow o$ ) S EI 90 ( $v_e i \leftrightarrow o$ ) S EI 120 ( $v_e i \leftrightarrow o$ )	a)  $\geq 125$ b)  $\geq 125$	
 <b>3 Soft</b>	F-B90  ...00 01 02 	EI 60 ( $v_e h_o i \leftrightarrow o$ ) S EI 90 ( $v_e h_o i \leftrightarrow o$ ) S	a)  $\geq 125$ b)  $\geq 125$ c)  $\geq 125$ $\geq 620 \text{ (kg/m}^3\text{)}$	
	F-B90  ...11 22 	EI 60 ( $v_e i \leftrightarrow o$ ) S EI 90 ( $v_e i \leftrightarrow o$ ) S EI 120 ( $v_e i \leftrightarrow o$ )	a)  $\geq 125$ b)  $\geq 125$	
 <b>3F Fit</b>	F-B90  ...00 01 02 	EI 60 ( $v_e i \leftrightarrow o$ ) S EI 90 ( $v_e i \leftrightarrow o$ ) S	a)  $\geq 125$	
	F-B90  ...11 22 	EI 60 ( $v_e i \leftrightarrow o$ ) S EI 90 ( $v_e i \leftrightarrow o$ ) S EI 120 ( $v_e i \leftrightarrow o$ )	a)  $\geq 125$	

### Legenda:

- 1. Wet** - Instalace mokrou cestou pomocí sádrové směsi, malty nebo betonu
- 3. Soft** - Instalace pružnou cestou pomocí minerální vlny a protipožárního nátěru
- 3F Fit** - Instalace přesná pomocí minerální vlny bez mezery
- a)** - Pružná stěna (sádrokartonová)
- b)** - Pevná stěna (betonová/cihlová/pórobetonová)
- c)** - Pevná podlaha/strop (betonová/pórobetonová)
- $v_e$  - Vertikálně orientovaná klapka
- $h_o$  - Horizontálně orientovaná klapka

## Hodnocení F-B90

Vlastnosti	Test / Nařízení	Klasifikační norma	Technická specifikace pro hodnocení	Parametry vyjádřené	Hodnocení
Nominální aktivace /podmínky snímačového prvku / citlivost	ISO 10294-4	/	EN 15650 4.2.1.2 4.2.1.2.2 4.2.1.2.3	• zatížitelnost v souladu s ISO 10294-4, 4.2; • teplota odezvy v souladu s ISO 10294-4, 4.2;	<b>Vyhovuje</b>
Zpoždění odezvy (doba odezvy)	EN 1366-2	/	EN 15650 4.2.1.3	• doba uzavření do 2 minut	<b>Vyhovuje</b>
Provozní spolehlivost	EN 1366-2 cl. 10.2	/	EN 15650 4.3.1 a)	50 cyklů	<b>Vyhovuje</b>
Požární odolnost • integrita • izolace • kouřotěsnost • mechanická stabilita	EN 1366-2	EN 13501-3 + A1	EN 15650, cl. 4.1.1, a), cl. 4.1.1 b), cl. 4.1.1 c), cl. 4.1.1 a),	Viz instalace, tabulka 9.	<b>Vyhovuje</b>
Požární odolnost • stabilita příčného řezu	EN 1366-2	EN 13501-3 + A1	EN 15650, cl. 4.4.1 a)	Viz instalace, tabulka 9	<b>Vyhovuje</b>
Stabilita zpoždění odezvy	ISO 10294-4	/	EN 15650 4.3.3.1	Stabilita zpoždění odezvy (testovaná teplotní odezvou a zatížitelností) je zachována.	<b>Vyhovuje</b>
Stabilita provozní spolehlivosti	EN 15650 Příloha C	/	EN 15650 4.3.3.2	10 000 cyklů pro mechanismus se servopohonem 20 000 cyklů pro mechanismus se servopohonem MOD 50 cyklů – pro manuální mechanismus	<b>Vyhovuje</b>

Toto prohlášení o vlastnostech se vydává na výhradní zodpovědnost výrobce uvedeného v bodě 4. Jméno výrobce podepsán:

Kalinkovo, 24. srpna 2021

Ing. Maroš Chlebo, ředitel společnosti

{DoP\_Note\_3}

# Declaration of Performance

Version: B

## 1. Unique identification code of the product

F-B90

## 2. Type

Systemair Fire Damper F-B90

## 3. Intended use of the construction product

Fire closure for HVAC ductworks for the compartmentization

## 4. Name, registered trade name and contact address of the manufacturer

Systemair Production a.s.

Hlavná 371,  
90043 Kalinkovo, Slovakia

## 5. Where applicable, name and contact address of the authorized representative

---

## 6. System of assessment and verification of constancy of performance of the construction product

System 1

## 7. Harmonized product standard, test standard, classification standard

EN 15 650:2010

## 8. Identification number of the notified body

1396

Name and address of the notified person:

**FIRES s.r.o.**,  
Osloboditeľov 282,

059 35 Batizovce, Slovakia


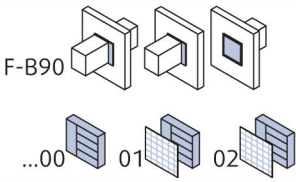
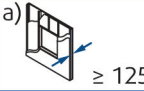
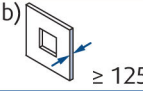
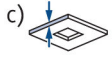
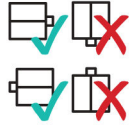
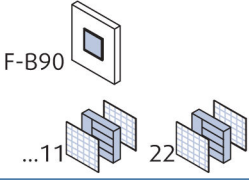
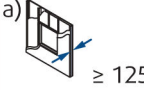
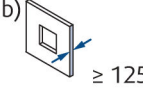
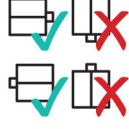

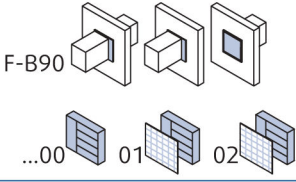
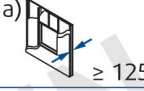
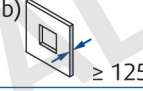
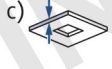
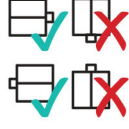
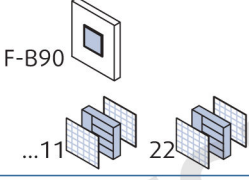

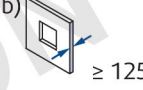


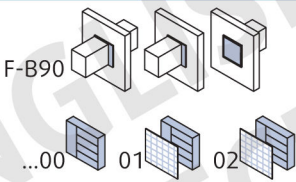
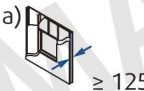
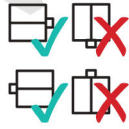
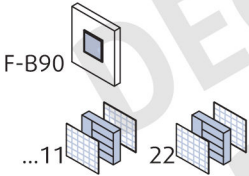
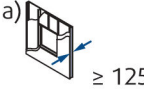
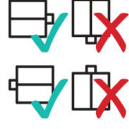
Notified person performed in system 1 the determination of the product type based on type testing (including sampling) and descriptive documentation of the production initial inspection of the manufacturing plant and of factory production control and continuous surveillance, assessment and evaluation of factory production control and issued certificate of constancy of performance:



1396 - CPR - 0177

## 9. Declared performance:

## Installations:

 1 Wet	 F-B90 ...00 01 02	EI 60 ( $v_e h_o i \leftrightarrow o$ ) S EI 90 ( $v_e h_o i \leftrightarrow o$ ) S	a)  $\geq 125$ b)  $\geq 125$ c)  $\geq 125$ $\geq 620 \text{ (kg/m}^3\text{)}$	
	 F-B90 ...11 22	EI 60 ( $v_e i \leftrightarrow o$ ) S EI 90 ( $v_e i \leftrightarrow o$ ) S EI 120 ( $v_e i \leftrightarrow o$ )	a)  $\geq 125$ b)  $\geq 125$	
 3 Soft	 F-B90 ...00 01 02	EI 60 ( $v_e h_o i \leftrightarrow o$ ) S EI 90 ( $v_e h_o i \leftrightarrow o$ ) S	a)  $\geq 125$ b)  $\geq 125$ c)  $\geq 125$ $\geq 620 \text{ (kg/m}^3\text{)}$	
	 F-B90 ...11 22	EI 60 ( $v_e i \leftrightarrow o$ ) S EI 90 ( $v_e i \leftrightarrow o$ ) S EI 120 ( $v_e i \leftrightarrow o$ )	a)  $\geq 125$ b)  $\geq 125$	
 3F Fit	 F-B90 ...00 01 02	EI 60 ( $v_e i \leftrightarrow o$ ) S EI 90 ( $v_e i \leftrightarrow o$ ) S	a)  $\geq 125$	
	 F-B90 ...11 22	EI 60 ( $v_e i \leftrightarrow o$ ) S EI 90 ( $v_e i \leftrightarrow o$ ) S EI 120 ( $v_e i \leftrightarrow o$ )	a)  $\geq 125$	

## Legend:

**1.Wet** - Wet Installation, Using Plaster/Mortar/Concrete Filling

**3.Soft** - Soft Installation, Using Mineral Wool filing

**3F.Fit** - Using Mineral Wool filing with no gap

**a)** - Flexible (plasterboard) wall

**b)** - Concrete/masonry/cellular concrete (rigid) wall

**c)** - Concrete/cellular concrete (rigid) floor/ceiling

$v_e$  - Vertically oriented damper

$h_o$  - Horizontally oriented damper

## Assessment of F-B90

Property	Test regulation	Classification standard	Technical specification for assessment	Performance expressed	Evaluation
Nominal activation /Sensing element conditions /sensitivity	ISO 10294-4	/	EN 15650 4.2.1.2 4.2.1.2.2 4.2.1.2.3	• load-bearing capacity in accordance with ISO 10294-4, 4.2; • response temperature in accordance with ISO 10294-4, 4.2;	<b>Satisfied</b>
Response delay (response time)	EN 1366-2	/	EN 15650 4.2.1.3	• closure time within time period of 2 minutes	<b>Satisfied</b>
Operational reliability	EN 1366-2 cl. 10.2	/	EN 15650 4.3.1 a)	50 cycles	<b>Satisfied</b>
Fire resistance • integrity • insulation • smoke leakage • mechanical stability	EN 1366-2	EN 13501-3 + A1	EN 15650, cl. 4.1.1, a), cl. 4.1.1 b), cl. 4.1.1 c), cl. 4.1.1 a),	See installation Table 9.	<b>Satisfied</b>
Fire resistance • maintenance of cross-section	EN 1366-2	EN 13501-3 + A1	EN 15650, cl. 4.4.1 a)	See installation Table 9.	<b>Satisfied</b>
Durability of response delay	ISO 10294-4	/	EN 15650 4.3.3.1	Durability of response delay (by tested temperature response and load-bearing capacity) is preserved.	<b>Satisfied</b>
Durability of operational reliability	EN 15650 Annex C	/	EN 15650 4.3.3.2	10 000 cycles for actuator mechanism 20 000 cycles for MOD actuator mechanism 50 cycles - for manual mechanism	<b>Satisfied</b>

This declaration of performance is issued under the sole responsibility of the manufacturer identified in point 4.  
Signed for and on behalf of the manufacturer by:

Kalinkovo, August 24, 2021

  
Ing. Maroš Chlebo, Managing Director